



**MEERA**  
**TRADE-IMPEX**

# POLO

Booster Pump

*Boost With Energy*

**80GPD 100GPD 150GPD 300GPD**

[www.meeratradeimpex.com](http://www.meeratradeimpex.com)



# POLO<sup>TM</sup>



## BOOSTER PUMP - 80

### SPECIFICATION

VOLTS	: 24 VDC	RATED CURRENT	: 1.2 A
PRESSURE	: 140 PSI	CURRENT AT 70 PSI	: 1.0 A
FLOW AT 80 PSI	: 1.6L/MIN	INLET PRESSURE	: 40PSI

Do Not Use With Flammable Liquids Motor Duty Cycle Will Vary With Load And Ambient Temperature

**Armature Size: 29 mm**



# POLO™



## BOOSTER PUMP - 100

### SPECIFICATION

VOLTS	: 24 VDC	RATED CURRENT	: 1.2 A
PRESSURE	: 140 PSI	CURRENT AT 70 PSI	: 1.0 A
FLOW AT 80 PSI	: 1.6L/MIN	INLET PRESSURE	: 40PSI

Do Not Use With Flammable Liquids Motor Duty Cycle Will Vary With Load And Ambient Temperature

**Armature Size: 38 mm**



# POLO<sup>TM</sup>


## BOOSTER PUMP - 150

### SPECIFICATION

VOLTS	: 24 VDC	RATED CURRENT	: 2.5 A
PRESSURE	: 140 PSI	CURRENT AT 70 PSI	: 1.5 A
FLOW AT 80 PSI	: 1.6 L/MIN	INLET PRESSURE	: 40PSI

Do Not Use With Flammable Liquids Motor Duty Cycle Will Vary With Load And Ambient Temperature

**Armature Size: 48 mm**



# POLO™

## BOOSTER PUMP - 300

### SPECIFICATION

VOLTS	: 24 VDC	RATED CURRENT	: 4.5 A
PRESSURE	: 160 PSI	CURRENT AT 70 PSI	: 2.5 A
FLOW AT 80 PSI	: 5.0 L/MIN	INLET PRESSURE	: 80PSI

Do Not Use With Flammable Liquids Motor Duty Cycle Will Vary With Load And Ambient Temperature

**Armature Size: 52 mm**

